**Kea Keuringen en Energie Advies vzw**

Erkend keuringsorganisme MB 5 nov. 2010

Renaat de Rudderstraat 48a
9850 Landegem
BTW BE0821 773 706

TEL/FAX: 09 282 58 88
info@keakeuringen.be
www.keakeuringen.be

BELAC 498-INSP

# KEURINGSVERSLAG VAN ELEKTRISCHE INSTALLATIES OP LAAGSPANNING EN OP ZEER LAGE SPANNING (BOEK 1 – KB 8/09/2019) – ALGEMENE DIRECTIE ENERGIE (HUISHOUDELIJK)

## Basis van het onderzoek: Gelijkvormigheidscontrole volgens boek 1: Deel 6 hoofdst. 6.4 - Uitbreiding

## Bijkomende / afwijkende beschikking: Huishoudelijke fotovoltaïsche installaties (Deel 7 hoofdstuk 7.112) en Batterijen (Nota 6 FOD economie)

**Ref:**
**Datum:** 15/12/2022

**Dossiernr:** K22-1344
**Verslagnr:** KV15135-MCH

**Aanvrager:** IQ Solar BV
**Inspecteur:** Mounier Chebil

**Installatie**
Wooneenheid
Papegemstraat 29
9340 Lede

**Eigenaar**
Bart De Vylder
Papegemstraat 29
9340 Lede
Tel: 0478 36 22 54

**Verantwoordelijke werken**
IQ-SOLAR
BTW: BE 0750.490.384

**Bouwjaar van de initïele installatie (*) :** Tussen 1981 en 01/06/2020
**Bouwjaar van de fotovoltaïsche installatie (*) :** Na 01/06/2020
**Bouwjaar van de batterij installatie (*) :** Na 01/06/2020
(*) Volgens verklaring van de klant

**De uitbreiding voldoet.**
**Dit keuringsattest is geldig tot 15/12/2047**

## Algemene gegevens elektrische installatie

### Gegevens verdeler

EAN: 541448852004532105
kWh meter nr.: 1SAG3100499150
Bescherming aansluiting: 40 A
Meterstand dag: 1565 kWh
☐ Budgetmeter
Meterstand nacht: 1878 kWh

### Gegevens installatie

Ontworpen voor: 3N400V
Max nominale stroom: 40 A
Voedingsleiding hoofdbord: 4 x 10 mm$^2$
Type voedingsleiding: EXVB
Type aardelektrode: pen/baar

### Beschrijving installatie

Algemene differentieelstroominrichting: 40 A / 300 mA
Aantal schakelborden: 2
Aantal eindstroombanen: 15

| Schakelbord 1: Kast1 |
|---|
| 1 x 20A - 4P - **PV automaat** |
| 1 x 40A - 4P - **REM automaat** |
| **Differentiaalschakelaar** |
| 300mA - 40 - 4P |
| Type: A |

| Schakelbord 2: Kast2 |
|---|
| 3 x 2A - 2P |
| 6 x 16A - 2P |
| 2 x 20A - 2P |
| 1 x 32A - 4P |
| 1 x 40A - 4P - **REM automaat** |
| **Differentiaalschakelaar** |
| 30mA - 25 - 4P |
| Type: A |

Verslag gemaakt met software versie 2.5

# Hybride Installatie

## Omvormer 1

| | |
|---|---|
| Type | Goodwe GW8K-ET |
| Serienr | 98000ETU228W1414 |
| # omvormers | 1 |
| Max AC vermogen | 8000 W |
| **Totaal max AC vermogen** | **8000 W** |
| Max AC stroom | 13.5 A |
| DC Spanning | 1000 V |
| **Totaal DC Vermogen** | **7900 W** |
| Softw. beperkt | nee |
| Serienr GST | 0 |
| Meterstand productiemeter | 0 kWh |
| MID markering | |
| Stringverdeling | 12, 8 |

## Panelen

| | |
|---|---|
| Type | Trina Solar Black 395Wp |
| Aantal panelen | 20 |
| DC Piekvermogen / pan | 395 W |
| Totaal DC Vermogen | 7900 W |

## Batterij Controllers

| | |
|---|---|
| Type | Pylontech Force-H2-96/288 10,65 KWH |
| Serienummer | P225034D12260461 |
| Totaal DC Vermogen | kW |
| **Batterijen** | |
| Type | FH9637M |
| Capaciteit | 3.552 kWh |
| Totale capaciteit / Batterijtype | 10.656 kWh |
| Aantal batterijen | 3 |

**Serienummers**

P227051E222701
P227051E22271498
P227051E22271206

# Totaal vermogen van de installatie

| | |
|---|---|
| **Max DC vermogen: 7900 W** | **Max AC vermogen: 8000 W** |

# Controles

- ☑ Rechtstreekse aanraking
- ☑ Onrechtstreekse aanraking
- ☑ Montage
- ☑ Toestellen
- ☑ Materieel
- ☑ I>/doorsnede
- ☑ Schemas
- ☑ Controle foutlus
- ☑ Aardingscontinuïteit
- ☑ Test DSI
- ☐ Differentieelstroomrichting: was niet verzegeld

Verslag gemaakt met software versie 2.5

## Specifieke controlelijst volgens nota 6 van FOD Economie M1

Eendraadsschema ganse installatie aanwezig en correct: OK
Situatieplan ganse installatie aanwezig en correct: OK
Gebruiksaanwijzingen fabrikanten batterijen en omvormer aanwezig: OK
Synergrid conformiteitsverklaring aanwezig (lijst C10/26): OK
Veiligheidsvoorschriften interventie en gebruik aanwezig: OK
Compatibiliteit tussen batterij en omvormer volgens fabrikant(en): OK
Opstelling: OK
Eilandwerking: Nee
Synchronisatie met distributienet: OK
Bescherming rechtstreekse aanraking (UL (DC) = 75V (BB1) of 36V (BB2) bij rimpelfactor 10%) voor leidingen en materieel: OK
Bescherming onrechtstreekse aanraking (diff. max 300mA aanwezig, ook in gedeelte bij eilandwerking): OK
Bescherming tegen overstromen (volgens tabel 4.11): OK
Bescherming tegen opwarming door goede warmteafgifte: OK
Stroombanen: OK
Elektrisch materieel: OK
Schakel- en verdeelborden: OK
Onafhankelijkheid en scheiding van AC en DC-materieel: OK
Plaatsing conform te verwachten uitwendige invloeden: OK
Gemakkelijke toegankelijkheid: OK
Keuze elektrische DC-leidingen i.f.v. kenmerken installatie (U en I): OK
Geen zichtbare schade: OK

## Metingen

☑ Aardingsweerstand: 12.5 Ohm

☑ Algemeen isolatieniveau: 0.02 MOhm bij 500 V

## Inbreuken

### Inbreuken bestaande installatie

Geen geconstateerd

### Inbreuken nieuwe installatie

Geen geconstateerd

## Opmerkingen

W007 - Deze keuring heeft ENKEL betrekking op de uitbreiding van de bestaande installatie met een PV installatie.
W009 - Dit verslag dient toegevoegd te worden aan het elektrisch dossier van de bestaande installatie!
- De algemene isolatieweerstand voor de installatiedelen is onvoldoende en dient op een waarde gebracht te worden die hoger is dan 500.000 Ohm
Controle enkel uitgevoerd op de zichtbaar en bereikbare delen.
De klant/vertegenwoordiger verklaart dat de installatie na keuring opnieuw functioneel is.

KEW 8126350: 35

## Besluiten

De bestaande installatie voldoet

De nieuwe installatie voldoet

**De uitbreiding voldoet.**

Verslag gemaakt met software versie 2.5

**Kea Keuringen en Energie Advies vzw**

Erkend keuringsorganisme MB 5 nov. 2010

Renaat de Rudderstraat 48a
9850 Landegem
BTW BE0821 773 706

TEL/FAX: 09 282 58 88
info@keakeuringen.be
www.keakeuringen.be

BELAC 498-INSP

**Dit keuringsattest is geldig tot 15/12/2047**

## Bijlagen

1. Eéndraads- en installatieschema (2 pagina's)

KEA
Digitaal ondertekend
22/12/2022
Mounier Chebil

K22-1344

## Eendraadschema




| | | |
|---|---|---|
| Omvormer: | GOODWE | PYLONTECH |
| Type: | GW8K-ET | 10,6 kWh |
| Max AC power: | 13,5 A | |
| Serienummer: | 98000ETU | P225034P1 |
| | 228W1414 | 2260461 |

$U_{MC,DC}$ = 1000V

$I_{MC,AC}$ = 13,5 A

SN1: P227051E22271201
SN2: P227051E22271498
SN3: P227051E22271206

Totaal vermogen volledige installatie: 7900 Wp

| String 1: | |
|---|---|
| Solar draad | |
| 6mm² | |
| Pv merk: | TRINA SOLAR |
| Type: | Black |
| Vermogen/pan | 395 |
| Stuks | 12 |
| Tot.vermogen1: | 4740 |
| Umpp: | |

| String 2: | |
|---|---|
| Solar draad | |
| | |
| Pv merk: | TRINA SOLAR |
| Type: | Black |
| Vermogen/pan | 395 |
| Stuks | 8 |
| Tot.vermogen2: | 3160 |
| Umpp: | |

| Keurder: | Voor IQ Solar: | Plaats v/d elektrische installatie: | | Installateur: |
|---|---|---|---|---|
| | Samir El Mhassani | Naam: | Bart De Vylder | Driemasterstraat 78<br>9000, Gent<br>+32 9 279 54 05<br>info@iq-solar.be<br>BE0750.490.384 |
| | | Straat en nr.: | Papegeistraat 29 | |
| | | Code en stad: | 9340 Lede | |
| | | GSM: | 0473 3 [illegible] 54 | |
| | | email: | | |

Eendraadschema

Net: 3x400V+N

Chebil Mounier 15/12/2022

bart.devylder@telenet.be

Kee Keuringen en Energie Advies vzw
Renaat de Ruddersstraat 48a - 9850 Landegem
tel/fax 09 282 58 83 - gsm 0474 72 48 51
www.keakeuringen.be - info@keakeuringen.be
BTW BE0821 773 766



Digitaal ondertekend door Mounier Chebil

Bijlage 1.2

# Situatieschema:

Ruimte: Kelder

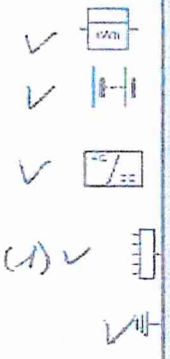


Gelieve de symbolen te schrappen die niet passen!

Dak

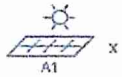


x 20

12

8

Ruimte: Inkomhal

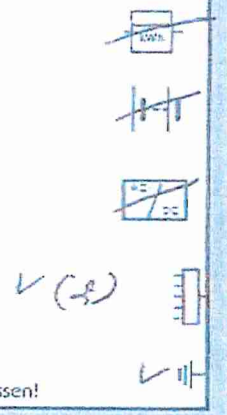


Gelieve de symbolen te schrappen die niet passen!


Kea Keuringen en Energie Advies nzw
Renaat de Rudderstraat 48a - 9850 Landegem
tel/fax 09 282 58 52 - gsm 0474 72 43 51
www.keakeuringen.be - info@keakeuringen.be
Btw BE0821 773 706


| Erkend Organisme | Plaats van de elektrische installatie | Installateur | p. 1 Situatieschema |
|---|---|---|---|
| ACEG<br>Ringlaan 39<br>1853 Strombeek-Bever<br>Tel.: +32 2 880 88 90<br>e-mail: info@aceg.be<br>15/12/2022<br>Chebil Mounier | Naam klant: ... Bart DeVylder<br>Adres: ... Papigenstraat 23, 9340 Lede<br>Tel.: ... 0478362254<br>e-mail: ... bart.devylder@telenet.be<br>EAN: ... | IQ Solar<br>Driemasterstraat 78<br>9000 Gent<br>09 279 54 05 | Net?<br>3x400V+N |


Digitaal ondertekend door Mounier Chebil
Pagina 6/6
Verslagnr: KV15135-MCH
Dossiernr: K22-1344

| GLV 032.01 | GOODWE | XS, DNS, SDTG2, SMT, MT |
|---|---|---|

**C10/26 - DECLARATION OF CONFORMITY for power-generating units**
GLV ed2.1.2 (12/2019)

for the application of annex D "Technical basic requirements regarding the power-generation units" of the Synergrid prescription C10/11 ed2.1 (01/09/2019)

| | | | | |
|---|---|---|---|---|
| The undersigned, | Manufacturer: | JIANGSU GOODWE POWER SUPPLY TECHNOLOGY CO. | Represented by: | JING XIE |
| | Address: | No. 90 Zijin Rd., SND Suzhou, CHINA | Country: | CHINA |
| | | | email: | jing.xie@goodwe.com |
| | | | Telephone: | 0086 512 6958 2236 |

the following conditions:

1. The power-generating unit complies with the relevant requirements set out in annex D "Technical basic requirements regarding the power-generation units" of the Synergrid prescription C10/11 ed2.1 (01/09/2019).
2. In order to substantiate this, a separate technical file has been submitted at least for each separate product series of the 'C10/26 list of power-generating units' of this homologation application. Each technical file shall be drawn up on the basis of a checklist Annex D, duly and correctly completed by the manufacturer, accompanied by all the required proof of conformity.
   2.1 For technical requirements for which the required proof of conformity (column J in checklist annex D) is a declaration of honour by the manufacturer, the manufacturer declares by signing and dating this declaration of conformity the correctness of the information (conform / not conform / not applicable) provided by him or her in columns K, L and M of this checklist.
   2.2. For technical requirements for which the required proof of conformity (column J in checklist Annex D) is a test report or a certificate, the necessary test reports and/or certificates are available * in the technical file:
      - Certificates have been issued by an EN 45011 (or ISO 17065:2012) certification body accredited for these materials.
      - Test reports have been established by an ISO 17025:2005 or ISO 17065:2012 laboratory accredited for these tests.

   file.

FINAL HOMOLOGATION

| | | | |
|---|---|---|---|
| Done at: | Suzhou, China | | Homologated by Synergrid on: 14/05/20 |
| On: | 07-04-2020 | | Stamp Synergrid & signature: |
| (stamp manufacturer & signature) | | 2020-04-07 10:13:05 | SYNERGRID a.s.b.l.-v.z.w. Galerie Ravensteingalerij 4/2 BE-1000 Bruxelles/Brussel T.V.A./B.T.W.: BE 0402.958.091 |

* Transition period till 01/05/2020 (see exceptions in chapter 3 of C10/11 ed 2.1 (01/09/2019)):
If at the time of submission of this homologation application it is not yet possible to submit all the necessary certificates and/or test reports (exception 3), or that the units do not yet have all the required characteristics (exceptions 1 and 2), a temporary homologation may be granted. All necessary certificates and/or test reports must be in the possession of Synergrid at the latest on 30/04/2020 in order to obtain a final homologation. If this is not the case, the temporary C10/26 homologation will be withdrawn.

POWER-GENERATING UNITS TO BE HOMOLOGATED FOR LIST C10/26 ACCORDING TO THE REQUIREMENTS OF ANNEX D OF THE TECHNICAL PRESCRIPTION C10/11 ed2.1 (01/09/2019)

2. C10/26 list with power-generating units in accordance with annex D of C10/11 ed2.1 (01/09/2019)

| GLV 032.01 | [illegible] | [illegible] |
|---|---|---|

checklist ed 2.1.2 (12 2019)

| 1 | 2 | 3 | 4 | 5 | 6 | 7 | 8 | 9 | 10 | 11 | | | | | | 12 | | | | | | | | 13 | 14 |
|---|---|---|---|---|---|---|---|---|---|---|---|---|---|---|---|---|---|---|---|---|---|---|---|---|---|
| | | | | | ONLY for units (suitable for) energy storage: Name and reference of the power control system | | POWER | | | ADDITIONAL CHARACTERISTICS | | | | | | LIMITATIONS | | | | APPLICATION | | | | | | Synergrid approval date | |
| SYNERGRID reference number (GLVxxx-yy-zzzz) | BRAND NAME | Name of the product SERIES | REFERENCE of the model / type of the unit | FIRMWARE VERSION | power control system type EnFluRi | other power control system | $P_{max}$ rated (active) power (W) | $S_{max}$ maximum apparent power (VA) | 1-phase or 3-phase | D.3 integrated automatic separation system | (...) "RfG type B ready" = suitable for use in installation ≥ 1MW | D.4.1 additional operating frequency range (51.5 Hz - 52.5 Hz) | D.6.2 power response to underfrequency | D.7.2 active power reduction P(U) | (...) compliant power control system provided (e.g. EnFluRi) | D.7.1 only homologated for "small power-generating installations" | D.4.3 only homologated for connection to HV-network | D.9.1 only homologated for use in module < 800W | (...) only homologated as a backup power system according to § 7.1 | Solar energy | Wind energy | CHP (combined heat & power) | Energy storage | Backup power system | Other | Temporary homologation (expires on 01052020) | Final homologation |
| | GOODWE | DNS | GW3000D-NS | V1.14.11or above | | | 3000 | 3000 | 1-phase | X | | | X | X | | X | | | | X | | | | | | |
| | GOODWE | DNS | GW3600D-NS | V1.14.11or above | | | 3680 | 3680 | 1-phase | X | | | X | X | | X | | | | X | | | | | | |
| | GOODWE | DNS | GW4200D-NS | V1.14.11or above | | | 4200 | 4200 | 1-phase | X | | | X | X | | X | | | | X | | | | | | |
| | GOODWE | DNS | GW5000D-NS | V1.14.11or above | | | 5000 | 5000 | 1-phase | X | | | X | X | | X | | | | X | | | | | | |
| | GOODWE | XS | GW700-XS | V1.11.11 or above | | | 700 | 700 | 1-phase | X | | | X | X | | X | | | | X | | | | | | |
| | GOODWE | XS | GW1000-XS | V1.11.11 or above | | | 1000 | 1000 | 1-phase | X | | | X | X | | X | | | | X | | | | | | |
| | GOODWE | XS | GW1500-XS | V1.11.11 or above | | | 1500 | 1500 | 1-phase | X | | | X | X | | X | | | | X | | | | | | |
| | GOODWE | XS | GW2000-XS | V1.11.11 or above | | | 2000 | 2000 | 1-phase | X | | | X | X | | X | | | | X | | | | | | |
| | GOODWE | XS | GW2500-XS | V1.11.11or above | | | 2500 | 2500 | 1-phase | X | | | X | X | | X | | | | X | | | | | | |
| | GOODWE | XS | GW3000-XS | V1.11.11 or above | | | 3000 | 3000 | 1-phase | X | | | X | X | | X | | | | X | | | | | | |
| | GOODWE | SDT G2 | GW4K-DT | V1.07.07 or above | | | 4000 | 4000 | 3-phase | X | | | X | X | | X | | | | X | | | | | | |
| | GOODWE | SDT G2 | GW5K-DT | V1.07.07or above | | | 5000 | 5000 | 3-phase | X | | | X | X | | X | | | | X | | | | | | |
| | GOODWE | SDT G2 | GW6K-DT | V1.07.07or above | | | 6000 | 6000 | 3-phase | X | | | X | X | | X | | | | X | | | | | | |
| | GOODWE | SDT G2 | GW8K-DT | V1.07.07or above | | | 8000 | 8000 | 3-phase | X | | | X | X | | X | | | | X | | | | | | |
| | GOODWE | SDT G2 | GW10KT-DT | V1.07.07 or above | | | 10000 | 10000 | 3-phase | X | | | X | X | | X | | | | X | | | | | | |
| | GOODWE | SMT | GW25K-MT | V1.06.06.06 or above | | | 25000 | 25000 | 3-phase | X | | | X | X | | | | | | X | | | | | | |
| | GOODWE | SMT | GW30K-MT | V1.06.06.06 or above | | | 30000 | 30000 | 3-phase | X | | | X | X | | | | | | X | | | | | | |
| | GOODWE | SMT | GW36K-MT | V1.06.06.06 or above | | | 36000 | 36000 | 3-phase | | | | X | X | | | | | | X | | | | | | |
| | GOODWE | MT | GW50KN-MT | V1.10.10 or above | | | 50000 | 50000 | 3-phase | | X | | X | X | | | | | | X | | | | | | |
| | GOODWE | MT | GW60KN-MT | V1.10.10 or above | | | 60000 | 60000 | 3-phase | | X | | X | X | | | | | | X | | | | | | |
| | GOODWE | MT | GW50KBF-MT | V1.10.10 or above | | | 50000 | 50000 | 3-phase | | X | | X | X | | | | | | X | | | | | | |
| | GOODWE | MT | GW60KBF-MT | V1.10.10 or above | | | 60000 | 60000 | 3-phase | | X | | X | X | | | | | | X | | | | | | |
| | GOODWE | MT | GW75KBF-MT | V1.10.10 or above | | | 75000 | 75000 | 3-phase | | X | | X | X | | | | | | X | | | | | | |
| | GOODWE | MT | GW80KBF-MT | V1.10.10 or above | | | 80000 | 80000 | 3-phase | | X | | X | X | | | | | | X | | | | | | |
| | GOODWE | MT | GW70KHV-MT | V1.10.10 or above | | | 70000 | 70000 | 3-phase | | X | | X | X | | | | | | X | | | | | | |
| | GOODWE | MT | GW80KHV-MT | V1.10.10 or above | | | 80000 | 80000 | 3-phase | | X | | X | X | | | | | | X | | | | | | |
| | GOODWE | MT | GW80K-MT | V1.10.10 or above | | | 80000 | 80000 | 3-phase | | X | | X | X | | | | | | X | | | | | | |

FINAL HOMOLOGATION

SYNERGRID a.s.b.l.-v.z.w.
Galerie Ravenstein galerij 4/2
BE-1000 Bruxelles/Brussel
T.V.A./B.T.W. : BE 0402.958.091

EXPLANATIONS FOR THE COMPLETION OF THE TABLE

| Column | Title | Remarks |
|---|---|---|
| 1 | SYNERGRID reference number (GUXXX yy zzzz) | In the case of a positive homologation, each C10/26 homologated power generating unit is given a unique Synergrid reference number:<br>xxx : unique reference of the manufacturer<br>yy : serial number of manufacturer xxx's record xxx<br>zzzz : unique unit reference for the manufacturer xxx<br>*Note : "GU" is the internal Synergrid abbreviation for Declaration of Conformity, based on the Dutch word "Gelijkvormigheidsverklaring"* |
| 2 | Brand name | Brand name under which the unit is marketed on the Belgian market. |
| 3 | Name of the product series | Name of the product range.<br>Note: for each separate product range for each group of units with common characteristics a separate checklist according to Appendix B is required (sheet 5) together with the corresponding conformity proof documents. |
| 4 | Reference of the model / type of the unit | Unique product name or reference. Units of the same product range must be unambiguously distinguished from each other through this name or reference. |
| 5 | Firmware version | Reference of the firmware version of the unit. |
| 6 | Power control system (yes/no/n/a) | Does the unit is only applicable for units installed for use as storage, provided with a power control system of type (a)/(b)? Note and reference of the power control system of type (a)/(b) that complies to the requirements in C10/11 ed2.1 (01/09/2019) § 11.2.2.1 and § 11.2.2.2 |
| 7 | Other power control system | This case is only applicable for units installed for use as storage, provided with a power control system of another type than (a)/(b)? Note and reference of the power control system that complies to the requirements in C10/11 ed2.1 (01/09/2019) § 11.2.2.3 |
| 8 | $P_{max}$ rated (active) power (W) | $P_{max}$ (electrical) power in W at the terminals of the unit, as stated on the technical sheet / data sheet / brochure and nameplate.<br>For installations in excess of or also defined in § 9.2.3 of IEC 62893-2019 (E) |
| 9 | $S_{max}$ maximum apparent power (VA) | Maximum apparent (electrical) power at the terminals of the unit, as stated on the certificate / the test report / the technical sheet / data sheet / brochure. |
| 10 | 1 phase or 3 phase | Indicate whether the unit is single or three phase. This characteristic refers to the unit itself, not to the nature of the connection to the distribution network to which the unit can be connected. |
| 11 | Additional characteristics | In these columns optional additional characteristics of the units are indicated, following the information in checklist annex B and the corresponding technical file.<br>Put an "X" at each relevant additional characteristic.<br>Note: Only units ≤ 1 MW that are "type B ready" may be applied in an installation ≥ 1 MW (installation "type B" according to the European Network Code RfG). A unit ≤ 1 MW is only "type B ready" if it complies with all optional properties ticked in column 1 of the checklist Annex B. |
| 12 | Limitations | These columns specify limitations of the units to their application in certain types of installations, in accordance with the information in the checklist in annex B and the corresponding technical file.<br>Put an "X" in each relevant limitation. |
| 13 | Application | Indicate the applications for which the unit is suitable.<br>Include an "X" with each application for which the unit can be used. |
| 14 | Synergrid approval date Temporary homologation (expires on 01/05/2020) | Date on which the submitted homologation file was approved by Synergrid for a limited period of time.<br>A temporary homologation is granted if the applicant invokes exceptions in chapter 3 of C10/11 ed2.1 (01/09/2019) and has not yet submitted all the test reports required for a definitive homologation with his homologation application (exception 3), or if the units do not yet have all the required properties (exceptions 1 and 2).<br>The expiry date for a temporary homologation is 01/05/2020 - see conditions in chapter 3 of C10/11 ed.2.1 (01/09/2019). |
| 15 | Synergrid approval date Final homologation | Date on which the submitted homologation file was definitely approved by Synergrid.<br>A final approval will be granted as soon as Synergrid has a fully compliant homologation dossier.<br>A final homologation only remains valid under the following conditions:<br>No changes that have an influence on the initial approval are made to (the production of) the units.<br>There is no new edition of prescription C10/11.<br>The validity date of the test reports in the technical file submitted for approval has not been exceeded.<br>See also the general Synergrid procedure S1/01 for homologation of material, which is applicable. (1) |

(1) - S1_01 Technical specification procedure for application for homologation and renewal of homologation of materials

FINAL HOMOLOGATION

SYNERGRID a.s.b.l.-v.z.w.
Galerie Ravensteingalerij 4/2
BE-1000 Bruxelles/Brussel
T.V.A./B.T.W : BE 0402.958.091